

## 1. Register for MasteringChemistry

*These instructions are accurate at time of printing. Your experience may vary slightly.*

Go to [www.masteringchemistry.com](http://www.masteringchemistry.com) and click **New Students** under Register.


- To register using the Student Access Code located inside the MasteringChemistry Student Access Kit, click **Yes, I have an access code**. –OR–
- **Purchase access online:** Click **No, I need to purchase access online now** and follow the on-screen instructions to purchase access using a credit card or other method. (The purchase path includes registration, but the process differs from the steps here.)

### License Agreement and Privacy Policy

- Click **I Accept** to indicate that you have read and agree to both the license agreement and privacy policy.

### Do you have a Pearson Education account?

- **Yes** - Enter your established Login Name and Password, even if your access to another Pearson Education website has expired. If you provide this, you may be asked to create a more secure password later.
- **No** - You will be asked to specify a Login Name and Password, and then to confirm your password by retyping it.




The screenshot shows a registration form with three input fields. The first field is labeled '\*Create a Login Name' and is empty. The second field is labeled '\*Create a Password' and is empty. The third field is labeled '\*Re-type Your Password' and is empty.

- **Not Sure** - Enter the email address associated with your Pearson Education student account and click **Search**.

### Access Code

- Type your six-part student access code, one part in each box. Don't type the dashes. *Once you register for this site, you will not need this access code any longer.*



The screenshot shows a registration form with a six-part access code input field. The code is 'cited - atopy - new - - - -'. The dashes are not typed by the user.

### Personal Information and Security Information

- Enter your first and last name, as well as a valid email address that you check regularly. *Your registration confirmation will be sent to the email address you provide.*
- Enter the requested information to help identify your school location.
- Select a security question and enter the answer. *This question is used in the event that you contact us and your identity must be confirmed.*

Click **Next** (only once!) to submit your registration for processing, which takes just a few moments.

### Confirmation & Summary

A confirmation page informs you of the site(s) you have access to and that you will be receiving a confirmation email. *The confirmation email contains your login name and password for your reference. Your subscription to MasteringChemistry is good for 24 months from the time you first register.*

## 2. Log in to MasteringChemistry

Log in to MasteringChemistry as follows:

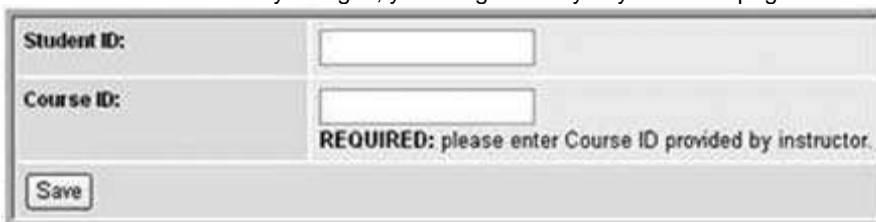
- If you are continuing from the Confirmation & Summary page (from last step in previous section): Click **Log In Now**.
- If you have left the Confirmation & Summary page, you can log in later: Go to **www.masteringchemistry.com**, enter your login name and password, and then click **Log In**.

## 3. Enroll in your instructor's MasteringChemistry course (provide Course ID)

If your instructor informs you that you will be using MasteringChemistry for assignments, you need to log in to MasteringChemistry and enter your instructor specified Course ID and Student ID. Doing so enrolls you in your instructor's MasteringChemistry course so that you can view class assignments. (If you don't have the Course ID information yet: You can enroll later by logging in and clicking **Join Course**.)

### Join Course

- Leave the **Student ID** blank.
- **The Course ID will be emailed to your MetNet email address the first week of class.**
- Enter your instructor-provided **Course ID**. *The Course ID field is not case-sensitive, so you can enter either lowercase or uppercase characters. Make sure you type in the exact Course ID the professor gave you so that you enroll in the correct online course. If you get an error message, please confirm with your instructor that he or she has enabled student enrollment for this course.*
- Click **Save and OK** to view your MasteringChemistry course home page, welcoming you to the online course. The next time you log in, you will go directly to your home page for the course.



The screenshot shows a web form for enrolling in a course. It has two input fields: 'Student ID:' and 'Course ID:'. The 'Course ID' field is highlighted with a red border and has a red text label 'REQUIRED: please enter Course ID provided by instructor.' below it. A 'Save' button is located at the bottom left of the form.

- **To view your instructor's assignments:** Click **Assignment List** on the left.
- **To view self-study resources:** Click **Study Area** on the left.

## 4. Some products in MasteringChemistry contain a Study Area (do not need to provide Course ID)

Upon logging in for the first time, select the title and edition that matches your textbook. Then, click **Go to Study Area**. Click **Study Area** on the left to access resources available for your textbook.

## 5. Go to [www.masteringchemistry.com](http://www.masteringchemistry.com) for information on...

- System Requirements
- Support